

Complex corporate structures easily illustrated

With the KSV1870 visualisation, you get a clear representation of complex corporate networks allowing you to identify even 2nd and 3rd level relationships and connections. You see important details graphically illustrated, such as the beneficial owner, commercial functionaries and division managers, holdings, risk information, and much more. Just one click on My KSV takes you to key information in real-time, such as information about equity interests or the various functions held by a person.


Financing transactions undergo an authorisation process that requires the graphic illustration of risk situations. Previously, this involved major effort. Now this new tool, derived from a KSV1870 partnership with CIN Consult GmbH, provides you support with its innovative visualisation.

With the KSV1870 visualisation, you process comprehensive, always up-to-date KSV1870 data yourself automatically and illustrate connections – even of complex corporate networks – in a clearly visible manner.

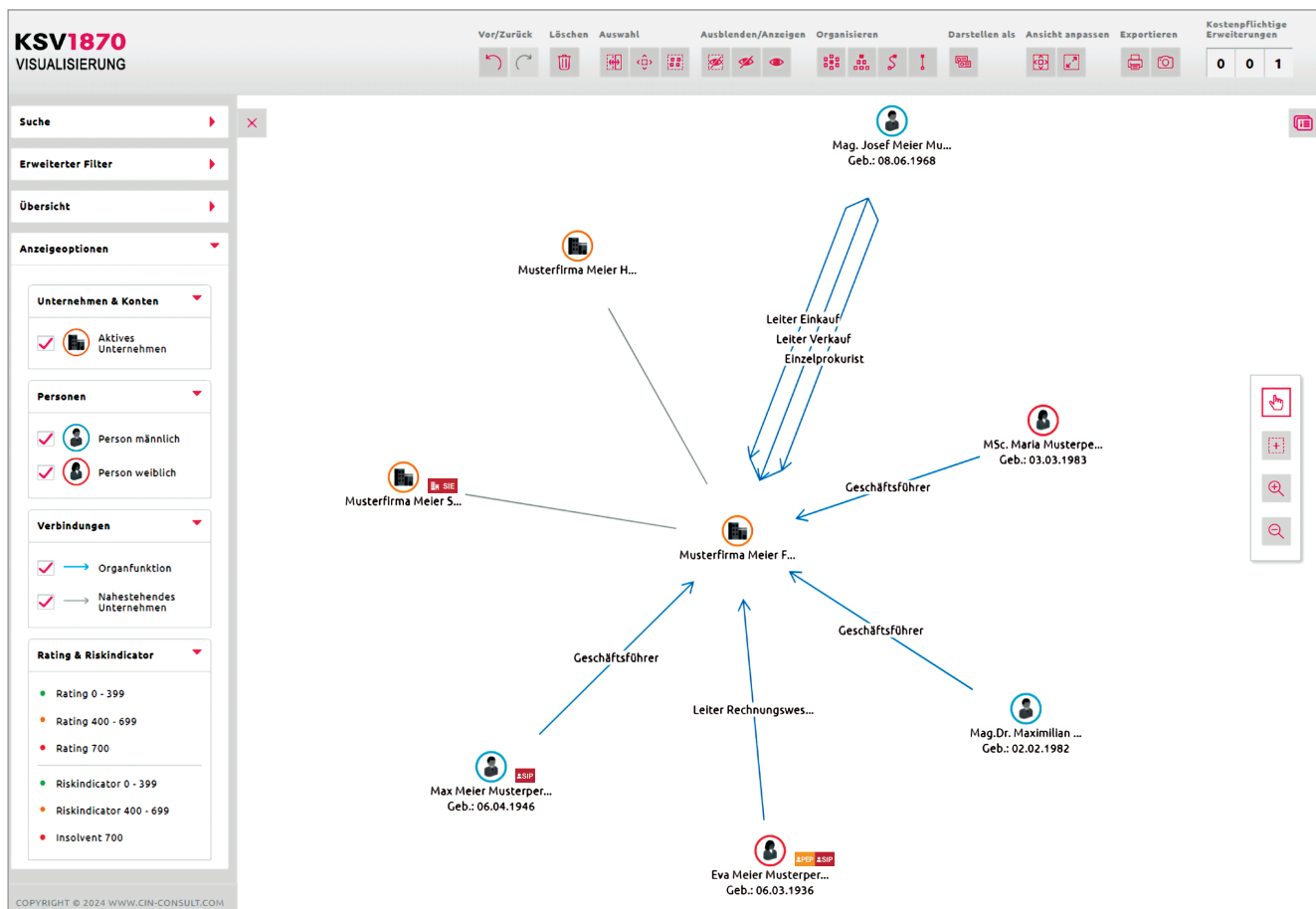
You receive real-time illustrations precisely in accordance with your needs, creating individually personalised visualisations by accessing the comprehensive KSV1870 database.

You benefit from the following advantages of the visualisation tool:

- ✓ Individual adjustment of visualisation: Visualise complex corporate structures or switch from owner to specific functionary views.
- ✓ Use the current data from the comprehensive KSV1870 database.
- ✓ In accordance with your need, show or hide various views, such as holdings or affiliated companies.
- ✓ Keep track of things with a colour-coded KSV1870 rating for companies or risk indicator for individuals, based on the respective risk situation.
- ✓ Test for compliance by having politically exposed persons (PEP) visualised directly within the respective network.




Get a clear picture of complex corporate networks



After clicking on a company or a person, detailed information such as address, status or industry are displayed.



Right mouse click on a person or a company allows access to additional information, such as beneficial owner, holdings, compliance information, KSV1870 rating and risk indicator.



The visualisation can be individually adjusted, e.g. by showing or hiding corporate roles.



Additional functions are available in the upper menu bar to adjust the visualisation.



Exporting the visualisation as PDF or image file (ANB) is possible.

Visualisation options

- ✓ Holdings, beneficial owner and corporate roles (e.g. owner, managing director, authorised officer etc.)
- ✓ Compliance informationen
- ✓ KSV1870 rating for companies
- ✓ KSV1870 risk indicator for individuals
- ✓ Bank details

Do you have any questions?

More information on the KSV1870 visualisation tool is available at:

T: +43 50 1870-1200

E-Mail: info.service@ksv.at

www.ksv.at/visualisierung