

Your enquiry: **Musterfirma Meier Fashion GmbH**
Wagenseilgasse 7, 1120 Wien

Musterfirma Meier Fashion GmbH
Wagenseilgasse 7
A-1120 Wien

Phone: (0043) 50 1870 - 1000
Fax: (0043) 50 1870 - 991000
E-mail: ksv@ksv.at
Internet: http://www.ksv.at

Your reference: KSVWVD01
Your user: KSVWVD01
Your customer ID: 7659961
Order number: 100123609781
Your order from: 2021-07-26 14:29
Delivered: 2021-07-26 14:29

KSV1870 number: 49054
Status: active company
Companies house number: FN 900000 a
Last revision: 2021-01-13

ComplianceCheck

No Match

KSV1870 Assessment

KSV1870 Rating: 351

Probability of Default (Basel III): 0,52 %

Maximum individual credit: EUR 1.300.000,00

payments: 250

Payments are made within net agreements.

Describes a company's payment behaviour based on the last check. Influencing factors include debt collection information, industry-specific characteristics, information provided by suppliers etc. Best rating 100. Worst rating 650. No rating possible: 000.

assessment: 250

Financial situation has been in order up to now. At this time there is no insight of any importance.

Represents a company's current financial overall situation based on the last check. Influencing factors include financing institutions, balance sheets, land register, industry situation etc. Best rating 100. Worst rating 650. No rating possible: 000.

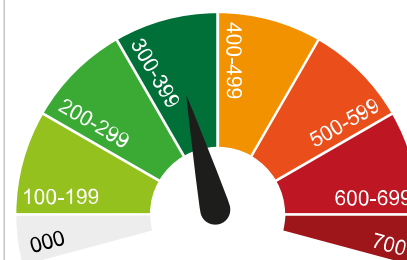
Industry comparison – KSV1870 Rating:

The KSV1870 Rating of this company is better than industry average.

KSV1870 Rating: 351

Model: CompanyScore

Risk: low



Probability of Default (Basel III): average probability of default

The probability of default for this company is 0,52 %.

In respect to solvency reasons, there is nothing to say against an establishment of a business relationship.

Rating class	000	100-199	200-299	300-399	400-499	500-599	600-699	700
Risk	no current calculation	no risk	very modest risk	modest risk	increased risk	high risk	very high risk	insolvency indicators
Probability of insolvency		from 0.01 % up	from 0.03 % up	from 0.20 % up	from 1.30 % up	from 7.95 % up	from 36.23 % up	
Explanation (company score basic score and new starter score)	probability of default is not calculable	a default is not probable	very modest probability of default	default probability of default	above- average probability of default	high probability of default	very high probability of default	

Activities

ÖNACE 46421 40% Wholesale of clothing
 ÖNACE 14140 30% Manufacture of underwear
 ÖNACE 14130 30% Manufacture of other outerwear

Industry comparison – ratios

Equity capital share in %	The equity capital rate of the company is 41,81 %. This value is above the industry-average. The industry-average is 33,13%.
Cashflow in % of operating performance	The cash flow of this company is 9,25 %. This value is above the industry-average. The industry-average is 5,29%.
Return on investment in %	The return on investment of this company is 12,33 %. This value is above the industry-average. The industry-average is 8,65%.
Debt amortisation period in years	no branch comparison

Private data

Surname	Date of birth	Address	Executive positions	Further executive positions (as registered in the companies' house)	Compliance Check
DI.Dr.techn. Max Meier Musterperson	1946-04-06	A-1120 Wien Wagenseilgasse 7	manager	2	No Match
. Maria Musterperson, MSc	1983-03-03	A-1120 Wien Wagenseilgasse 17	manager	0	No Match
Mag. Josef Meier Musterperson	1968-06-08	A-2100 Korneuburg Hauptplatz 18	individual signing clerk, head of purchasing, head of sales	0	No Match

Business unit manager

Surname	Date of birth	Address	Executive positions	Further executive positions (as registered in the companies' house)
Eva Meier Musterperson	1936-03-06	A-1010 Wien Zelinkagasse 10	head of accounting	1

Beneficial owner

The ultimate beneficial owners of a company are the natural persons whom a foundation or trust can ultimately be economically attributed to.

The following forms are possible:

- Direct ultimate beneficial owner (where a natural person holds more than 25% of the shares)
- Indirect ultimate beneficial owner (likewise more than 25% of the shares held via an entity over which the natural person exercises control)
- Subsidiary registration (registration of members of the top management level)

Control is given when more than 50% of the shares are held directly or indirectly.

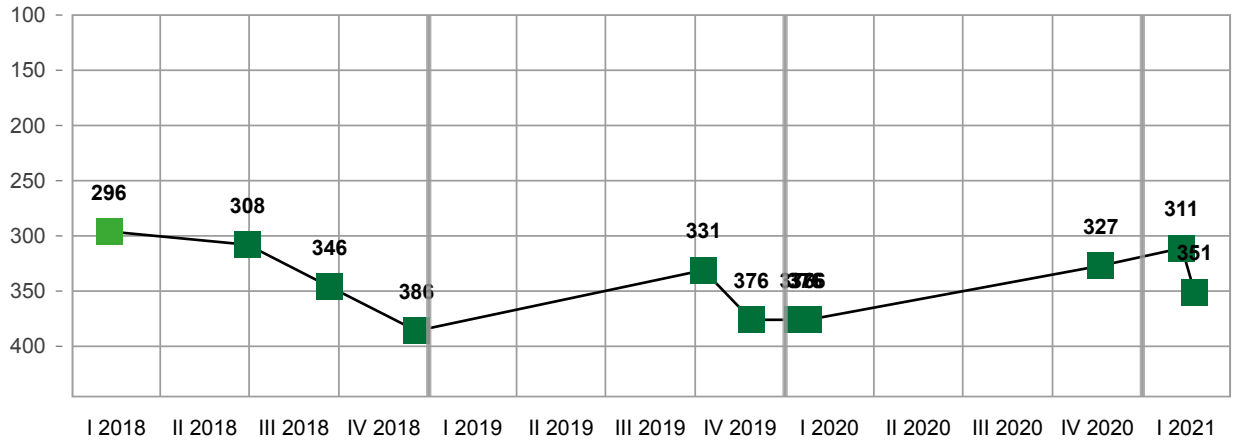
One or more of the following points are the reasons why no ultimate beneficial owner can be established for this particular case:

- **Owners of the requested company, who are not physical persons, are headquartered abroad.**
 - **Legal entities function as owners of the company whose ownership structures cannot be fully established.**
 - **Legal restrictions prevent determination.**
-

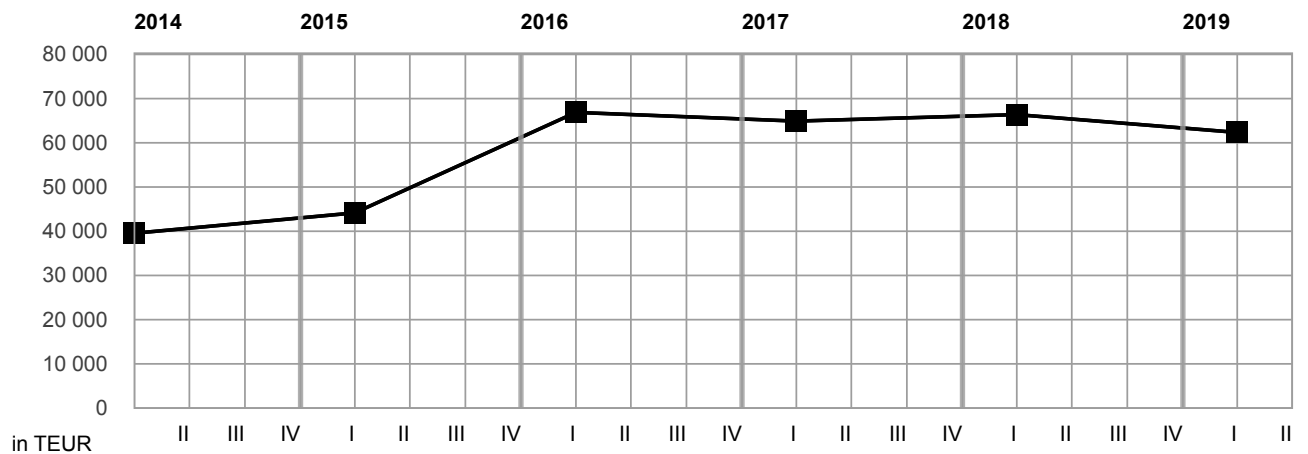
Information about the legal entity

Company name: Musterfirma Meier Fashion GmbH
Legal form: limited liability company
Legal form: 1974-10-01
companies' house number: FN 900000 a
ÖNACE:
ÖNACE 46421 40% Wholesale of clothing
ÖNACE 14140 30% Manufacture of underwear
ÖNACE 14130 30% Manufacture of other outerwear

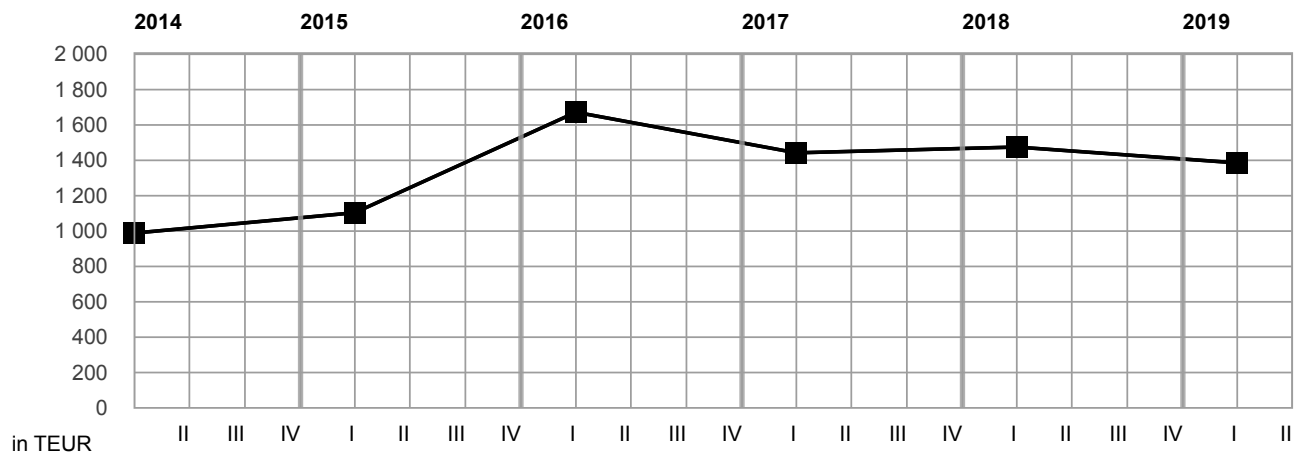
KSV1870 history: Rating



KSV1870 history: Turnover



KSV1870 history: Turnover per employee



Collections

Submitted for collection on	Submitted amount	Amount paid so far	Outstanding amount	Last status of debt collection	Status as of
2019-09-27	EUR 1.000,00	EUR 500,00	EUR 500,00	Debt accepted for collection	2020-03-16
Summen	EUR 1.000,00	EUR 500,00	EUR 500,00		

Indicated amounts always refer to the claims transferred for collection. Irrespective of this, claims debt collection costs may exist and be persecuted so that the case will not be shown as settled yet.

Financial data

Financial details can also be entered during the period, irrespective of the balance sheet date.

total turnover (total sales)	2019	EUR	62.352.121,65	(exact)
total turnover (total sales)	2018	EUR	66.382.746,97	(exact)
total turnover (total sales)	2017	EUR	64.908.896,80	(exact)
total turnover (total sales)	2016	EUR	66.883.204,20	(exact)
total turnover (total sales)	2015	EUR	44.157.421,03	(exact)
total stock	2021	EUR	10.261.000,00	(approx.)
total company vehicles	2020		7	(approx.)
total employees	2020		45	(approx.)
total employees	2019		45	(approx.)
total employees	2018		45	(approx.)

General company information

Company name	Musterfirma Meier Fashion GmbH		
Year of incorporation	1974		
Type of company	Manufacturing		
Legal form	limited liability company since 1974-10-01		
Companies house number	FN 900000 a Wien since 1974-11-20		
Import	Czech Republic		
Export	France		
Import from and export to	Germany		
VAT number	ATU23456789		

Last balance sheet:	2019		
Banking connection	Erste Bank der oesterreichischen SparKössen AG	BLZ 20111	main bank connection
	UniCredit Bank Austria AG	BLZ 12000	bank connection on mortgage basis
	HYPO TIROL BANK AG	BLZ 57000	related firms'accounts

Locations

operational	A-1120 Wien, Wagenseilgasse 8	registered office, rented premises
operational	A-1120 Wien, Wagenseilgasse 8	address according to licence of trade
operational	A-1120 Wien, Wagenseilgasse 14	registered branch office
operational	A-1120 Wien, Wagenseilgasse 7	registered headquarters, rented premises
	0043 50 18701000	ksv@ksv.at
operational	A-1120 Wien, Hasigasse 10	postbox
operational	A-4020 Linz, Mozartstraße 11	branch agency, leased premises
operational	A-8010 Graz, Wielandgasse 14-16	warehouse, leased building
former	A-1010 Wien, Zelinkagasse 10	office, owned property

Ownership structure and related companies

Company name	Address	Sharehold-ings in %	Since	Commercial register no.	Compliance Check
--------------	---------	---------------------	-------	-------------------------	------------------

Shares in this company are held by:

Musterfirma Meier Holding GmbH	A-1120 Wien Wagenseilgasse 7	100 %	1974-11-20		No Match
--------------------------------	---------------------------------	-------	------------	--	----------

Affiliated companies and further participations:

Musterfirma Meier Sportmoden GmbH & Co. KG	A-1120 Wien Wagenseilgasse 7		1994-10-01	FN 900001 b	No Match
Musterfirma Meier Werbe Gesellschaft m.b.H.	A-6020 Innsbruck Fürstenweg 87			FN 900002 c	No Match
Musterfirma Meier Werbe Gesellschaft m.b.H. & Co. KG	A-9541 Äussere Einöde Dr. Franz Pallagasse 21			FN 900003 d	No Match

Balance Sheet (absolute) all amounts in EUR

	2019-12-31	Diff. %	2018-12-31	Diff. %	2017-12-31
Franchises, industrial property and similar rights and advantages	208.432,76	-47,71	398.587,31	-47,99	766.309,61
Total intangible assets	208.432,76	-47,71	398.587,31	-47,99	766.309,61
Land, leasehold rights and buildings including buildings on third parties land	1.216.928,12	-5,40	1.286.360,35	65,94	775.201,51
other factory and office equipment	300.263,27	24,54	241.097,19	-19,95	301.200,31
Technical equipment and machinery	723.582,59	10,73	653.452,74	-73,13	2.431.810,58
advance payments and constructions in progress	55.819,54	193,79	19.000,00	0,00	19.000,00
Total tangible assets	2.296.593,52	4,39	2.199.910,28	-37,63	3.527.212,40
Shares in affiliates companies	5.844.475,47	0,00	5.844.475,47	2,82	5.684.383,61
Total financial assets	5.844.475,47	0,00	5.844.475,47	2,82	5.684.383,61
Total fixed assets	8.349.501,75	-1,11	8.442.973,06	-15,38	9.977.905,62
Raw-, auxiliary materials and supplies	4.647.834,99	-25,22	6.215.179,00	-7,45	6.715.577,61
unfinished products	1.244.623,52	-20,11	1.557.867,00	14,19	1.364.286,00
finished products and goods	4.368.401,94	18,24	3.694.649,38	15,77	3.191.313,08
Sum stock	10.260.860,45	-10,52	11.467.695,38	1,74	11.271.176,69
Accounts receivable trade	5.201,41	-84,39	33.315,15	87,30	17.787,48
Claims against related firms Claims against companies with shareholding relationship	42.013.347,71	-17,07	50.664.199,71	72,37	29.393.022,29
Other claims and assets	523.984,86	-85,69	3.660.583,25	-12,46	4.181.746,42
Total receivables	42.542.533,98	-21,74	54.358.098,11	61,82	33.592.556,19

Cash in hand, cheques and bank deposits	40.668,03	-93,38	614.716,17	-34,12	933.060,33
Total cash and bank balances	40.668,03	-93,38	614.716,17	-34,12	933.060,33
Total current assets	52.844.062,46	-20,46	66.440.509,66	45,08	45.796.793,21
Sum intangible assets	367.727,45	-9,83	407.813,88	525,72	65.174,87
Total accrued and deferred items	367.727,45	-9,83	407.813,88	525,72	65.174,87
active deferred taxes	104.232,79	-7,93	113.212,47	96,82	57.519,48
Total active deferred taxes	104.232,79	-7,93	113.212,47	96,82	57.519,48
Assets	61.665.524,45	-18,22	75.404.509,07	34,90	55.897.393,18
called-up capital (nominal, share capital)	7.994.011,76	0,00	7.994.011,76	0,00	7.994.011,76
Capital reserves	3.850.000,73				
Not committed capital reserves			3.850.000,73	0,00	3.850.000,73
retained earnings	799.500,00				
statutory reserves			799.500,00	0,00	799.500,00
net profit / net loss	13.138.338,29	6,91	12.289.085,30	26,71	9.698.703,78
Thereof profit / loss carried forward	8.289.085,30	-14,53	9.698.703,78	-5,37	10.248.571,16
Total equity capital	25.781.850,78	3,41	24.932.597,79	11,59	22.342.216,27
Provisions for severance payments	1.129.532,52	-17,98	1.377.135,58	4,76	1.314.568,50
other provisions	512.694,63	-36,06	801.843,31	2,27	784.074,41
Total provisions	1.642.227,15	-24,63	2.178.978,89	3,83	2.098.642,91
Liabilities toward credit institutions	2.526.843,34	-16,64	3.031.100,20	-37,37	4.839.572,46
Liabilities from delivered goods and performed services	4.201.381,66	-45,35	7.687.683,55	19,52	6.432.135,49
amounts owed to affiliated companies	27.112.210,80	-26,32	36.798.412,19	92,36	19.130.177,53

Other liabilities	335.651,38	-49,99	671.166,50	27,86	524.915,07
Total liabilities	34.176.087,18	-29,08	48.188.362,44	55,81	30.926.800,55
deferred income	65.359,34	-37,50	104.569,95	-80,26	529.733,45
Total accrued and de-ferred items	65.359,34	-37,50	104.569,95	-80,26	529.733,45
liabilities	61.665.524,45	-18,22	75.404.509,07	34,90	55.897.393,18

Balance Sheet (relative)

(relative = balance sheet figures in percentages of the balance sheet total)

	2019-12-31	2018-12-31	2017-12-31
Franchises, industrial property and similar rights and advantages	0,34	0,53	1,37
Total intangible assets	0,34	0,53	1,37
Land, leasehold rights and buildings including buildings on third parties land	1,97	1,71	1,39
other factory and office equipment	0,49	0,32	0,54
Technical equipment and machinery	1,17	0,87	4,35
advance payments and constructions in progress	0,09	0,03	0,03
Total tangible assets	3,72	2,92	6,31
Shares in affiliates companies	9,48	7,75	10,17
Total financial assets	9,48	7,75	10,17
Total fixed assets	13,54	11,20	17,85
Raw-, auxiliary materials and supplies	7,54	8,24	12,01
unfinished products	2,02	2,07	2,44
finished products and goods	7,08	4,90	5,71
Sum stock	16,64	15,21	20,16
Accounts receivable trade	0,01	0,04	0,03
Claims against related firms Claims against companies with shareholding relationship	68,13	67,19	52,58
Other claims and assets	0,85	4,85	7,48
Total receivables	68,99	72,09	60,10
Cash in hand, cheques and bank deposits	0,07	0,82	1,67
Total cash and bank balances	0,07	0,82	1,67
Total current assets	85,69	88,11	81,93
Sum intangible assets	0,60	0,54	0,12
Total accrued and deferred items	0,60	0,54	0,12

active deferred taxes	0,17	0,15	0,10
Total active deferred taxes	0,17	0,15	0,10
Assets	100,00	100,00	100,00
called-up capital (nominal, share capital)	12,96	10,60	14,30
Capital reserves	6,24		
Not committed capital reserves		5,11	6,89
retained earnings	1,30		
statutory reserves		1,06	1,43
net profit / net loss	21,31	16,30	17,35
Thereof profit / loss carried forward	13,44	12,86	18,33
Total equity capital	41,81	33,07	39,97
Provisions for severance payments	1,83	1,83	2,35
other provisions	0,83	1,06	1,40
Total provisions	2,66	2,89	3,75
Liabilities toward credit institutions	4,10	4,02	8,66
Liabilities from delivered goods and performed services	6,81	10,20	11,51
amounts owed to affiliated companies	43,97	48,80	34,22
Other liabilities	0,54	0,89	0,94
Total liabilities	55,42	63,91	55,33
deferred income	0,11	0,14	0,95
Total accrued and deferred items	0,11	0,14	0,95
liabilities	100,00	100,00	100,00

P / L Account (absolute) all amounts in EUR

	2019-12-31	Diff. %	2018-12-31	Diff. %	2017-12-31
Balance sheet total	61.665.524,45	-18,22	75.404.509,07	34,90	55.897.393,18
revenues	62.352.121,65	-6,07	66.382.746,97	2,27	64.908.896,80
Changes in inventories work in progress and unbilled services	-137.174,83	-117,23	796.251,47	611,28	-155.736,47
Total revenues or gross profit	62.214.946,82	-7,39	67.178.998,44	3,75	64.753.160,33
income from disposal of and additions to fixed assets, except financial assets	9.515,77	-99,48	1.835.541,06	14752,64	12.358,35
income from release of provisions			23.205,56		
rest operating income	1.429.448,13	204,76	469.045,68	-39,19	771.302,96
other operating income total	1.438.963,90	-38,18	2.327.792,30	197,04	783.661,31
Material costs	-41.709.101,50	2,38	-42.727.029,83	-1,16	-42.237.011,30
Costs of external services	-8.718.777,18	11,33	-9.833.162,10	-12,34	-8.753.296,02
Total material costs	-50.427.878,68	4,06	-52.560.191,93	-3,08	-50.990.307,32
Wages	-292.564,80	1,75	-297.771,52	31,53	-434.889,78
Salaries	-4.558.891,15	19,75	-5.680.850,14	-3,46	-5.490.671,14
other social costs	-1.171.599,27	-3187,25	-35.640,66	98,10	-1.875.960,33
Expenses for severance payments and payments into the company's employee benefits funds			-300.924,71		
Legal fringe benefits and other payments depending on salaries			-1.621.679,76		
Total personnel expenses	-6.023.055,22	24,11	-7.936.866,79	-1,73	-7.801.521,25
Depreciation on intangible and tangible assets	-904.590,92	32,00	-1.330.307,75	26,80	-1.817.370,20
Depreciation of property plant and equipment as well as intangible assets total	-904.590,92	32,00	-1.330.307,75	26,80	-1.817.370,20
other taxes	-222.036,68	5,48	-234.910,35		
Other operating costs	-8.229.083,24	-29,78	-6.340.945,23	-4,15	-6.088.160,52

Total expenses	-8.451.119,92	-28,52	-6.575.855,58	-8,01	-6.088.160,52
Total operating result	-2.152.734,02	-295,07	1.103.568,69	195,09	-1.160.537,65
Income from share-holdings	995.261,80	17,20	849.220,35	105,52	413.198,95
other interest and similar income	3.054.602,97	11,59	2.737.297,70	60,47	1.705.852,61
Income from sales of and attribution to financial assets	5.704.848,36	3463,48	160.091,86		
Interest and similar disbursements	-2.563.675,61	-12,99	-2.269.008,83	-49,90	-1.513.640,75
Total financial result	7.191.037,52	386,67	1.477.601,08	144,07	605.410,81
Profit before taxes	5.038.303,50	95,19	2.581.169,77	564,97	-555.126,84
Taxes on income and profits	-189.050,51	-2152,28	9.211,75	75,15	5.259,46
Total taxes on income and profits	-189.050,51	-2152,28	9.211,75	75,15	5.259,46
Profit after taxes	4.849.252,99	87,20	2.590.381,52	571,09	-549.867,38
Total annual profit / loss	4.849.252,99	87,20	2.590.381,52	571,09	-549.867,38
Annual profit / loss total	4.849.252,99	87,20	2.590.381,52	571,09	-549.867,38
Profit / loss carried forward from the previous year	8.289.085,30	-14,53	9.698.703,78	-5,37	10.248.571,16
account carried forward and profit transfer	8.289.085,30	-14,53	9.698.703,78	-5,37	10.248.571,16
Total net profit / loss from profit and loss account	13.138.338,29	6,91	12.289.085,30	26,71	9.698.703,78
net profit / loss from profit and loss account	13.138.338,29	6,91	12.289.085,30	26,71	9.698.703,78

P / L Account (relative)

(relative = GuV sheet figures in percentages of the balance sheet total)

	2019-12-31	2018-12-31	2017-12-31
Balance sheet total	99,12	112,24	86,32
revenues	100,22	98,81	100,24
Changes in inventories work in progress and unbilled services	-0,22	1,19	-0,24
Total revenues or gross profit	100,00	100,00	100,00
income from disposal of and additions to fixed assets, except financial assets	0,02	2,73	0,02
income from release of provisions		0,03	
rest operating income	2,30	0,70	1,19
other operating income total	2,31	3,47	1,21
Material costs	-67,04	-63,60	-65,23
Costs of external services	-14,01	-14,64	-13,52
Total material costs	-81,05	-78,24	-78,75
Wages	-0,47	-0,44	-0,67
Salaries	-7,33	-8,46	-8,48
other social costs	-1,88	-0,05	-2,90
Expenses for severance payments and payments into the company's employee benefits funds		-0,45	
Legal fringe benefits and other payments depending on salaries		-2,41	
Total personnel expenses	-9,68	-11,81	-12,05
Depreciation on intangible and tangible assets	-1,45	-1,98	-2,81
Depreciation of property plant and equipment as well as intangible assets total	-1,45	-1,98	-2,81
other taxes	-0,36	-0,35	
Other operating costs	-13,23	-9,44	-9,40
Total expenses	-13,58	-9,79	-9,40
Total operating result	-3,46	1,64	-1,79
Income from shareholdings	1,60	1,26	0,64
other interest and similar income	4,91	4,07	2,63
Income from sales of and attribution to financial assets	9,17	0,24	
Interest and similar disbursements	-4,12	-3,38	-2,34
Total financial result	11,56	2,20	0,93
Profit before taxes	8,10	3,84	-0,86
Taxes on income and profits	-0,30	0,01	0,01
Total taxes on income and profits	-0,30	0,01	0,01

Profit after taxes	7,79	3,86	-0,85
Total annual profit / loss	7,79	3,86	-0,85
Annual profit / loss total	7,79	3,86	-0,85
Profit / loss carried forward from the previous year	13,32	14,44	15,83
account carried forward and profit transfer	13,32	14,44	15,83
Total net profit / loss from profit and loss account	21,12	18,29	14,98
net profit / loss from profit and loss account	21,12	18,29	14,98

Key ratios

	2019	Diff. %	2018	Diff. %	2017	Key industry sector average
Cashflow II	5.753.843,91	+46,76	3.920.689,27	+209,32	1.267.502,82	
Debt amortisation period in years	0,00	-100,00	12,69	-49,88	25,32	
Bank indebtedness	4,10	+1,99	4,02	-53,58	8,66	12,40
Equity capital share in %	41,81	+26,43	33,07	-17,26	39,97	33,13
Social capital share	1,83	+0,00	1,83	-22,13	2,35	0,00
Fixed assets coverage in %	322,31	+3,43	311,62	+31,44	237,09	336,53
Net profit ratio	8,10	+110,94	3,84	+546,51	-0,86	3,83
Capital turnover	1,01	+13,48	0,89	-23,28	1,16	2,00
Return on investment in %	12,33	+91,76	6,43	+276,02	1,71	8,65
Cashflow in % of operating performance	9,25	+58,39	5,84	+197,96	1,96	5,29
Cashflow I	5.942.894,42	+51,93	3.911.477,52	+209,88	1.262.243,36	
Gross productivity	10,33	+22,10	8,46	+1,93	8,30	6,66
Net productivity	1,96	+6,52	1,84	+4,55	1,76	2,38
Operating performance	62.214.946,82	-7,39	67.178.998,44	+3,75	64.753.160,33	
Inventories in % of operating performance	16,49	-3,40	17,07	-1,95	17,41	13,07
Gross profit	11.787.068,14	-19,37	14.618.806,51	+6,22	13.762.853,01	

*The industry average values of the ratios are calculated on the base of anonymized balance sheet data of Austrian companies, and are provided by KMU FORSCHUNG AUSTRIA (Austrian Institute for SME Research).

Historical development

Year of incorporation	1974	
Date of registration	1974-11-20	
Change of company name		
from	to	company name
2007-10-06	2008-03-29	Max Meier Test GmbH & Co. KG. (TESTFIRMA)

Change of legal form

from	to	company name
2007-10-06	2008-03-29	limited liability partnership

ComplianceCheck

No Match

Check completed.
No matches found in database.

Source: Dow Jones

Covid-19 information

The current corona pandemic is having a major impact on economic life. The national and global situation is currently changing daily. The actual effects and consequences of this crisis on the economy are currently still unclear. The KSV1870 therefore strongly recommends to consider KSV1870 information, including its rating, monitoring notices and recommendations always in the light of the daily developments for business decisions, which we are unable to ascertain in detail.

KSV1870 Rating

Using its unique database, and backed by over 150 years of experience as an association for the protection of creditors, KSV 1870 has successfully been developing quality, reliable measurement methods and ratings for the forward-looking assessment of personal and corporate credit worthiness. Depending on the data available, various statistical models can be applied.

CompanyScore model: This model can be used when researched data is available. Time series track the developments; depending on the legal form of the company, balance sheet data may be available. Information on the payment track record, debt collection data, etc. are likewise taken into account and assessments by the information experts are given particular attention.

StartupScore model: This model is used when the company is less than 12 months old and no extensive data is available yet. General information on the persons of economic relevance in the company as well as the line of business, legal form, etc.

BasicScore model: This model is used when basic data on the corporate structure is available; data updates are continuously fed into the business database. If available, debt collection cases, bankruptcies and current balance sheet are taken into account.

Data sources

The data is automatically processed on the day it becomes available; furthermore, information experts carries out research across Austria. On a case by case basis, the following sources are used as required.

Ongoing or automated processing:

- Company Register and business license data
- balance sheet data
- data collection data
- insolvency information
- report monitoring
- and lots more

Manual or ad-hoc processing:

- the company's self-disclosure
- reference information from suppliers and business partners
- bank information pursuant to sec. 38(2)(6)
- land register data
- and lots more
- etc.

Last revision: On this date the KSV1870 has last checked the respective company. Irrespective of this date, KSV1870 insolvencies, KSV1870 debt collection data and changes in the companies' house are updated on a daily basis.

KSV1870 evaluation and individual maximum credit

We use the KSV1870 rating models to determine the future risk of a business relationship. However, in no case can we guarantee or pledge that the assessment we provide will actually occur in each individual case.

Individual maximum credit is the amount that we establish as the maximum exposure of each supplier. KSV1870 should in no case be considered a credit insurance company. Therefore, KSV1870 cannot be held liable in the event of payment difficulties, non-payment or payment default at a later point in time. The entrepreneur has sole discretion when deciding

whether to extend credit for deliveries and services in an amount up to or in excess of the individual maximum credit is and KSV1870 can in no case be held liable.

Ultimate beneficial owners

There are different forms of ultimate beneficial ownership under the Ultimate Beneficial Owner Register Act (WiEReG), which transposes the EU's anti-money laundering regulations into Austrian law. As provided by sec. 2 WiEReG, any natural person who ultimately owns or controls an entity (company, foundation or trust) is an ultimate beneficial owner.

The different types of ultimate beneficial owners are:

- direct ultimate beneficial owner (a natural person holds a stake of more than 25%)
- indirect ultimate beneficial owner (a natural person holds a stake of more than 25% in an entity and a natural person controls this entity)
- registration as subsidiary ultimate beneficial owner (by the top-level management)

Control is exercised where more than 50% of the shares are held either directly or indirectly.

The Beneficial OwnerReport identifies - to the extent that this can be determined in a particular case - the ultimate beneficial owner of a legal entity.

However, one or several of the reasons given below may explain why no ultimate beneficial owner, or not all ultimate beneficial owners, can be determined in a particular case.

- The owners of the company for which an enquiry is submitted, who are not physical persons, have their registered office abroad.
- Legal entities function as owners of the company whose ownership structures cannot be fully established.
- Legal constraints prevent identification.
- No single natural person holds a sufficient percentage of shares (registration as subsidiary ultimate beneficial owners required).

The members of the top-level management may only be registered as subsidiary ultimate beneficial owners if, after exhausting all options, no natural person can be identified and/or exists as ultimate beneficial owner.

ComplianceCheck

Information that KSV1870 Auskunft provides with the indication "Quelle: Dow Jones" (Source: Dow Jones) is sourced from Dow Jones (Factiva Limited, The News Building, 1 London Bridge Street, SW 1 9GF London, England). The provision of this information does not relieve the customer from the obligation to comply with the applicable legal requirements incumbent on the customer, such as those relating to export trade or financial transactions, but merely serves to support the customer in ensuring compliance with them.

KSV1870 Information GmbH accepts no liability in the event of the customer's non-compliance with these requirements. Furthermore, KSV1870 Information GmbH accepts no liability for the consequences or losses incurred from the use of this information for purposes other than those intended nor for consequences and losses resulting from the customer's wrong decision taken on the basis of this information. The information provided is solely for the customer's internal information purposes and must not be disclosed to third parties.

Categories

PEP	Politically exposed person
RCA	Relative or close associate
SIP	Special interest person
SIE	Special interest entity

For further details please go to www.ksv.at/compliancecheck

KSV1870 notation

To ensure the service and timeliness of data and uniform quality of search results, hyphens with double names are dispensed with. Double names are to be read as written with a hyphen.

Privacy

We have prepared this information with the greatest possible care in compliance with all the relevant legal provisions and using quality-assured processes.

This information is intended only for your internal company use and/or your personal use and is subject to both the General Terms and Conditions of KSV1870 Information GmbH and the provisions of your contract. We use your personal data for the purpose for which it was requested. According to Article 17 GDPR, personal data must be deleted if it is no longer necessary in relation to the purposes for which it was collected or otherwise processed. That is what we adhere to.

Any processing or use for other purposes or for the purposes of third parties is excluded and inconsistent with data protection law.

The copyright is owned by KSV1870 Information GmbH and is thus copyright protection is applicable.

KSV1870 Information GmbH
Wagenseilgasse 7
1120 Wien
AUSTRIA

If you have any question, our Customer Care Center is available at
T: +43 (0)50 1870-1000
F: +43 (0)50 1870-99 1000
ksv@ksv.at
